

# FEDERAL CONTRACTS COMPANY EQUIPMENT RENTAL GUIDE



FederalContractsCorp.com

813.631.0000

Sales@FederalContractsCorp.com

Hours: Monday-Friday 8am-5pm EST



FEDERAL CONTRACTS COMPANY EQUIPMENT RENTAL GUIDE

# FEDERAL CONTRACTS COMPANY EQUIPMENT RENTAL GUIDE



# WELCOME TO FCC

Federal Contracts Company (FCC) simplifies renting for governmental agencies. This compilation of products and basic specifications provides you with a concise, single-source listing of the equipment that can be found on the General Services Administration Short-Term Rental contract.

FCC's experienced and knowledgeable team is dedicated to providing your federal agency with top-quality products backed by a well-respected reputation for extraordinary customer service and expertise.

FCC stands ready to satisfy your needs for heavy and light construction equipment, agricultural machinery, power generation, utility vehicles, trucks and trailers, industrial maintenance and cleaning products, material handling equipment and more.

Be sure to contact the professionals at FCC with questions about sales, rentals, parts and service support, and the vast array of products FCC provides. Thank you for retaining and utilizing this second-edition equipment guide. The FCC team continues to build on a 20-year reputation for keeping governmental renting and purchasing simple and looks forward to serving you and satisfying your equipment needs.

**FederalContractsCorp.com**

**Rentals@FederalContractsCorp.com   Sales@FederalContractsCorp.com**  
**Operations@FederalContractsCorp.com**



## FCC HISTORY & BACKGROUND

Federal Contracts Company is one of the nation's leading suppliers of heavy-equipment rentals and sales to the Federal government.



Federal Contracts Company is dedicated to producing quality contracts between manufacturers and the Federal government that create trusting relationships. FCC succeeds by providing a unique, unmatched level of customer service that enables customers to procure quality products and timely delivery resulting in lasting business relationships.

Since its founding in 2003, Federal Contracts Company has earned an enviable reputation for delivering equipment that meets the demands of your governmental fleet and maintenance departments. FCC's outstanding reputation is based on our excellent CPAR ratings (Customer Performance Assessment Ratings).

Federal Contracts Company is a:

- Prime Contractor of the Year Award Recipient
- Certified HUBZone Vendor
- SBA-Certified Small Business
- GSA Contract Holder
- DLA Contract Holder
- SAM Registered
- DUNS #094261935
- Cage Code 3VCK4
- UEI #TK67EL9NPM09



# CONTENTS

## Agriculture Tractors Pg 32

Disc Harrow

Scraper Tractor

Up to 150 HP Ag Tractor

151 - 250 HP Ag Tractor

Ag Tractor with Boom Mower

## Air Handler Units Pg 33

Up to 5,000 - 10,000 cfm Air Handler

10,001 - 25,000 cfm Air Handler

25,001 and Above cfm Air Handler

## Air Burners Pg 33

Air Burner

## Air Compressors Pg 33-35

Air Compressor Hose

Air Compressor, Up to 4.5 CFM Electric

Air Compressor, 4.6 - 17 CFM

Air Compressor, 18 - 185 CFM

Air Compressor, 186 - 375 CFM

Air Compressor, 376 - 750 CFM

Air Compressor, 751 - 850 CFM

Air Compressor, 851 - 1400 CFM

Air Compressor, 1401 CFM and Above

## Aluminum Work Boats Pg 35

Aluminum Work Boat, Up to 20'

Aluminum Work Boat, 21' and Above

## Articulated Trucks Pg 35-36

26 - 35 Ton Articulated Truck

36 - 40 Ton Articulated Truck

41 Ton and Above Articulated Truck

Up to 25 Ton Articulated Truck

## Asphalt Mills Pg 36-37

Asphalt Mill, Up to 24 - 40"

Asphalt Mill, 41" and Above Asphalt Paver

Asphalt Paver

# CONTENTS

## Augers Pg 37

1 Man Auger  
2 Man Auger  
Trailerred Auger

## Backhoe Loaders Pg 37-38

Up to 75 HP Backhoe Loader  
76 HP and Above Backhoe Loader

## Bark Blowers Pg 38

Bark Blower

## Boom Lifts Pg 38-40

Up to 45' Straight/Articulated Boom Lift  
46 - 65' Straight/Articulated Boom Lift  
66 - 85' Straight/Articulated Boom Lift  
86 - 125' Straight/Articulated Boom Lift  
126 - 150' Straight/Articulated Boom Lift  
151' and Above Straight/Articulated Boom  
Lift Electric Articulated Boom Lift  
Crawler Boom Lift (Atrium Boom Lift)  
Towable Boom Lift

## Brooms Self-Propelled Pg 40

Brooms Self-Propelled

## Brush Chippers Pg 40

Brush Chipper

## Cable Boxes Pg 40

4/0 and Above Cable Box  
Up to 2/0 - 4/0 Cable Box

## Carts Pg 40-41

Gas Golf Cart  
Electric Cart  
UTV

## Chillers Pg 41-45

Up to 15 Ton Air Cooled Chiller  
16 - 25 Ton Air Cooled Chiller

# CONTENTS

26 - 40 Ton Air Cooled Chiller  
41 - 60 Ton Air Cooled Chiller  
61 - 80 Ton Air Cooled Chiller  
81 - 100 Ton Air Cooled Chiller  
101 - 125 Ton Air Cooled Chiller  
126 - 155 Ton Air Cooled Chiller  
156 - 170 Ton Air Cooled Chiller  
171 - 200 Ton Air Cooled Chiller  
201 - 250 Ton Air Cooled Chiller  
251 Ton and Above Ton Air Cooled Chiller  
Up to 300 - 400 Ton Air Cooled Chiller w/Trailer  
410 - 500 Ton Air Cooled Chiller w/Trailer  
501 Ton and Above Air Cooled Chiller w/Trailer  
Up to 225 - 350 Ton Water Cooled Chiller  
351 - 500 Ton Water Cooled Chiller  
501 - 750 Ton Water Cooled Chiller  
751 - 1000 Ton Water Cooled Chiller  
1001 Ton and Above Water Cooled Chiller

## Compressor Attachments Pg 45

Compressor Attachment

## Concrete Buggies, Mixers, Screeds, Tools, and Trowels Pg 45-48

Concrete Buggies  
Concrete Mixer  
Concrete Screed  
Concrete Bull Float/Mag Float  
Concrete Hand Tools  
Concrete Roller  
Rebar Cutter Bender  
Concrete Vibrator  
Up to 2-6 Cubic Feet Mixer Concrete  
7-9 Cubic Feet Mixer Concrete  
10 Cubic Feet and Above Cubic Feet Mixer Concrete  
Up to 2-3 Feet Power Trowel  
4-5 Feet Power Trowel  
6 Feet and Above Power Trowel  
Mortar Mixer  
Concrete Trowel

## Cone Crushers Pg 48-49

Cone Crusher  
Tracked Screen Cone Crusher Plant

# CONTENTS

## Containers Pg 49

Storage Container

## Conveyors Pg 49-50

Stackable Conveyor  
Slide-Stack Portable Conveyors  
Trail Blazer Portable Conveyors  
Portable Radial Stacker Conveyors  
Power Stacker Conveyors  
LP Tele Stacker Conveyors  
Tele Stacker Conveyors

## Crane Barge and Cranes Pg 50-56

Crane Barge  
Up to 18k Carry Deck Crane  
19-30k Carry Deck Crane  
31k and Above Carry Deck Crane  
Up to 20 Ton Boomtruck  
21-35 Ton Boomtruck  
36 Ton and Above Boomtruck  
Up to 30 Ton Crane  
31-50 Ton Crane  
51-65 Ton Crane  
66-75 Ton Crane  
76-80 Ton Crane  
81 Ton and Above Crane  
110 Ton and Above Lattice Boom Crane  
Rough Terrain Crane, Up to 50 Ton  
Rough Terrain Crane, 51-65 Ton  
Rough Terrain Crane, 66-75 Ton  
Rough Terrain Crane, 76-90 Ton  
Rough Terrain Crane, 91-100 Ton  
Rough Terrain Crane, 101-110 Ton  
Rough Terrain Crane, 111 Ton and Above  
Telescopic Crawler Crane, Up to 50 Ton  
Telescopic Crawler Crane, 51-75 Ton  
Telescopic Crawler Crane, 76-80 Ton  
Telescopic Crawler Crane, 81-120 Ton  
Telescopic Crawler Crane, 121-140 Ton  
Telescopic Crawler Crane, 141 Ton and Above

## Crawler Carriers and Pg 56-58

Tracked Welder Carrier, Up to 175-205 HP  
200-250 HP Tracked Carrier/Dumper, Up to 15,000-22,000 lb Capacity  
Tracked Welder Carrier, 205 HP and Above

# CONTENTS

200-250 HP Tracked Carrier/Dumper, Up to 22,000-30,000 lb Capacity  
250-300 HP Tracked Carrier/Dumper, 30,000 lb and Above Capacity  
Tracked Dumper/Personnel Carriers  
Up to 18k Tracked Carrier Straight Bed  
19k - 28k Tracked Carrier Straight Bed  
29k and Above Tracked Carrier Straight Bed  
Up to 28k Tracked Carrier Rotating Bed

## Crawler Cranes Pg 58

Crawler Crane, Up to 80 Ton  
Crawler Crane, 81 - 110 Ton  
Crawler Crane 111 Ton and Above

## Crewed Charters Pg 58-59

Up to 300 HP Truckable Tug  
Up to 300 HP Truckable Tug with Raised Pilot House  
Up to 42 ft. 600 HP Aluminum Crew Boat  
Up to 50 ft. 600 Hp Work Boat with Push Knees  
Up to 800 HP, 56 ft. Tug Boat  
Up to 50 ft. 1200 HP Push Boat

## Crushing Machines Pg 60

Hammer Mill Remote Controlled  
Material Crusher Remote Controlled

## Deck Barges Pg 60

Deck Barge 120' x 30'

## Direct Exchange Refrigerants Pg 60-61

Up to 20 Ton DX (Direct Exchange Refrigerant) Vertical Tent Unit  
21 - 25 Ton DX (Direct Exchange Refrigerant) Vertical Tent Unit  
26 - 35 Ton DX/Voyager (Direct Exchange Refrigerant) Unit  
36 - 50 DX/Voyager (Direct Exchange Refrigerant) Unit  
51 Ton and Above DX/Voyager (Direct Exchange Refrigerant) Unit

## Dollies Pg 61

Hand Truck - Two-Wheel  
Stair Stepper Hand Truck

## Dozers Pg 62-63

Up to 75 HP Dozer  
76 - 100 HP Dozer  
101 - 150 HP Dozer

# CONTENTS

151 - 175 HP Dozer  
176 - 250 HP Dozer  
251 - 400 HP Dozer  
401 - 800 HP Dozer  
801 HP and Above Dozer  
Grade Control Laser  
Dozer Attachment

## Dump Trucks Pg 64

Up to 16 Yd Dump Truck On Road

## Excavator Attachments Pg 64-66

Extra Bucket Excavator Attachment  
Compactor Excavator Attachment  
Rotating Grapple Excavator Attachment  
Mulching Head Excavator Attachment  
Mini Breaker Excavator Attachment  
Ripper Shank Excavator Attachment  
Breaker/Hammer Excavator Attachment  
Hoe Pac Excavator Attachment  
Forestry Excavator Attachment  
Extra Mini Excavator Bucket

## Excavator with Hydraulic Hammer Pg 66

Up to 50k lbs Excavator with Hammer  
51 - 90k lbs Excavator with Hammer  
91k lbs and Above Excavator with Hammer

## Excavator with Thumb Pg 66-67

Up to 45k lbs Excavator with Thumb  
46-70k lbs Excavator with Thumb  
71-85k lbs Excavator with Thumb  
86-95k lbs Excavator with Thumb  
96k lbs and Above Excavator with Thumb

## Excavators Pg 67-69

Up 3.5k lbs Mini Excavator  
3.6k - 9k lbs Mini Excavator  
9.1 - 12k lbs Mini Excavator  
12.1 - 20k lbs Mini Excavator  
20.1 - 50k lbs Excavator  
51 - 85k lbs Excavator  
86k lbs and Above Excavator

# CONTENTS

## Fast Response Trucks Pg 69

4,000 Gallon and Above Fast Response Trucks

## Feeders Pg 69-70

Skid Mounted Feeder

Feed Hopper

Truck Unloader Feeder

Portable Feeder

## Flex Duct Pg 70

13 - 20" Flex Duct

Up to 12" Flex Duct

21" and Above Flex Duct

## Forklifts and Forklift Attachments Pg 70-74

Extra Propane Tank

Pallet Jack

Up to 5k Dual Fuel Warehouse Forklift

Up to 5k Diesel Forklift

Up to 5k Electric Forklift

5.1 - 10k Dual Fuel Warehouse Forklift

5.1 - 10k Diesel Forklift

5.1 and Above Electric Forklift

10.1 - 12k Dual Fuel Warehouse Forklift

10.1 - 12k Diesel Forklift

12.1 - 16k Dual Fuel Warehouse Forklift

12.1 - 16k Diesel Forklift

16.1 - 20k Dual Fuel Warehouse Forklift

16.1 - 20k Diesel Forklift

20.1k and Above Dual Fuel Warehouse Forklift

20.1k and Above Diesel Forklift

Stock Picker

Rough Terrain Forklift

## Frack Tanks Pg 74

Frack Tank

## Fuel/Lube Trucks Pg 74-75

Up to 2800 Gallon Fuel Truck

2801 and Above Fuel Truck

Fuel Lube Truck

# CONTENTS

## Generators and Generator Attachments Pg 75-77

Generator Attachments

Inverter Generator

Up to 40k W Generator - Unlimited Run

41 - 60 kW Generator - Unlimited Run

61 - 100 kW Generator - Unlimited Run

101 - 150 kW Generator - Unlimited Run

151 - 250 kW Generator - Unlimited Run

251 - 500 kW Generator - Unlimited Run

501 - 1000 kW Generator - Unlimited Run

1001 and Above kW Generator - Unlimited Run

## Grinders Pg 77

Hand Tools

## Heaters Pg 77

Heaters 100,000 - 150,000 BTU

Heaters 150,001 - 500,000 BTU

Heater Above 500,001 BTU

## High Speed Compactors Pg 77-78

High Speed Compactors, Up to 460 HP

High Speed Compactors, 461 HP and Above

## Hydraulic Amphibious

### Marsh Undercarriages Pg 78-79

10 - 15k Hydraulic Amphibious Marsh Undercarriage  
with Standard Reach Upper

16 - 30k Hydraulic Amphibious Marsh Undercarriage  
with Standard Reach Upper

31 - 40k Hydraulic Amphibious Marsh Undercarriage  
with Standard Reach Upper with Drum Grinder

41 - 45k Hydraulic Amphibious Marsh Undercarriage  
with Standard Reach Upper

Up to 45 - 70k Hydraulic Amphibious Marsh Undercarriage  
with Long Reach Upper

46 - 70k Hydraulic Amphibious Marsh Undercarriage  
with Standard Reach Upper

71k and Above Hydraulic Amphibious Marsh Undercarriage  
with Long Reach Upper

71k and Above Hydraulic Amphibious Marsh Undercarriage  
with Standard Reach Upper

# CONTENTS

## Hydroseeders Pg 80

Hydroseeder

## Impact Crushers Pg 80

Impact Crusher

Close-Circuit Tracked Impact Crusher Plant

Tracked Impact Crusher Plant

## Jacks and Jackhammers Pg 80-81

Air Jackhammer

Transmission Jack Automobile

## Jaw Crushers Pg 81

Jaw Crusher

Tracked Jaw Crusher

## Light Towers Pg 81

Balloon Light Tower

Light Tower

## Long Reach Excavators Pg 82

Up to 45 - 75k lbs Long Reach Excavator, 50 - 60' Boom

76k lbs and Above Long Reach Excavator, 50 - 60' Boom

## Marsh Runners Pg 82-83

100 HP and Above Marsh Runner, MR200

100 HP and Above Marsh Runner, MR200 with Bush Hog

100 HP and Above Marsh Runner, MR200 with FuelTransfer

100 HP and Above Marsh Runner, MR200, Additional Passenger

## Material Handlers and

## Material Handler Attachments Pg 83-84

Material Handler Attachment

Material Handler, Up to 80k lbs

Material Handler, 81 - 100k lbs

Material Handler, 101 - 150k lbs

Material Handler, 151k lbs and Above

## Material Transfer Vehicle Pg 84

Material Transfer Vehicle, Paving, up to 200 HP

Material Transfer Vehicle, Paving, 201 - 280 HP and Above

# CONTENTS

## Milling Machines Pg 84-85

Cold Planar Milling Machine, Up to 20" Milling Width  
Cold Planar Milling Machine, 21 - 30" Milling Width  
Cold Planar Milling Machine, 31 - 40" Milling Width  
Cold Planar Milling Machine, 41 - 50" Milling Width  
Cold Planar Milling Machine, 51 - 60" Milling Width  
Cold Planar Milling Machine, 61" and Above Milling Width  
Asphalt Milling Machine

## Mini Skid Steers Pg 86

Compact Mini Skid Steer

## Motor Graders Pg 86

Up to 12' Motor Grader  
13' and Above Motor Grader

## Offices Pg 86

Up to 40' Portable Office Trailer  
Office Container Combo

## Portable Toilets Pg 87

Portable Toilet

## Pumps and Pump Attachments Pg 87-93

90 Degree Elbow Pump Attachment  
Suction Hose, Crimped, Pump Attachment  
Layflat Hose Pump Attachment  
Up to 2.5 - 4" Diameter Hose Kit Contains 200 Total Feet  
6 - 8" Diameter Hose Kit Contains 200 Total Feet  
Up to 4" Dia Hose Kit for Vertical/Suction Apps 96 ft Total  
10" and Above Diameter Hose Kit Contains 200 Total Feet  
8 - 10" Diameter Hose Kit Contains 400 Total Feet  
4 - 6" Diameter Hose Kit Contains 200 Total Feet  
Open Style Trash Pump  
Up to 3" Discharge Pump  
Up to 2" Diaphragm Pump  
Up to 2 - 3" Hose  
3 - 4" Hose  
4 - 6" Hose  
6" and Above Hose  
Up to 2" Electric Submersible Pump  
Up to 2" Submersible Pump  
Up to 2 - 3" Trash Pump  
3 - 4" Trash Pump

# CONTENTS

4 - 6" Trash Pump  
6" and Above Trash Pump  
Up to 6 - 8" Ditch Pump  
8" and Above Ditch Pump  
100 - 125 HP Pump  
125 HP and Above Pump  
25/30 - 40/50 HP Pump  
40/50 - 60 HP Pump  
60 - 100 HP Pump  
7.5/10 - 15/20 HP Pump  
15/20 - 25/30 HP Pump  
Up to 3/5 - 7.5/10 HP Pump  
Sound Enclosure Trash Pump

## Rammer Demotion Hammers Pg 93-95

Demolition Hammers, Up to 500 - 750 Ft-Lb Class  
Demolition Hammers, 751 - 1,000 Ft-Lb Class  
Demolition Hammers, 1,001 - 1,250 Ft-Lb Class  
Demolition Hammers, 1,251 - 2,250 Ft-Lb Class  
Demolition Hammers, 2,251 - 5,250 Ft-Lb Class  
Demolition Hammers, 5,251 - 8,250 Ft-Lb Class  
Demolition Hammers, 8,251 - 11,251 Ft-Lb Class  
Demolition Hammers, 11,251 Ft-Lb and Above Class

## Ramp Barge Pg 95

Ramp Barge

## Recyclers/Stabilizers Pg 95-96

Asphalt Recycler/Stabilizer, Up to 70 - 80" Rotor Width Asphalt  
Recycler/Stabilizer, Up to 81 - 90" Rotor Width Asphalt  
Recycler/Stabilizer, 91 - 101" Rotor Width Asphalt Recycler/  
Stabilizer, 101" and Above Rotor Width

## Rip Rap Plants Pg 96

Rip Rap Plant  
Portable Plug Mill

## Rollers Pg 96-98

Up to 39" Single Drum Roller (Padfoot/Smooth)  
40 - 66" Single Drum Roller (Padfoot/Smooth)  
67" and Above Single Drum Roller (Padfoot/Smooth) Up to 39"  
Double Drum Roller  
40 - 66" Double Drum Roller  
67" and Above Drum Roller

# CONTENTS

Remote Control Trench Roller  
Plate Compactor/Reversible  
Pneumatic Roller  
Trash Compactor

## Sandblasters Pg 98

Sand Blaster

## Scaffoldings Pg 98

Scaffold

## Scissor Lifts Pg 99-101

Up to 20' Scissor Lift  
21 - 35' Scissor Lift  
36 - 45' Scissor Lift  
46 - 55' Scissor Lift  
56' and Above Scissor Lift  
Up to 19' Electric Scissor Lift  
20 - 25' Electric Scissor Lift  
26 - 32' Electric Scissor Lift  
33 - 40' Electric Scissor Lift  
41' and Above Electric Scissor Lift  
Rough Terrain Scissor, Up to 32'  
Rough Terrain Scissor, 33 - 39'  
Rough Terrain Scissor, 40 - 43'  
Rough Terrain Scissor, 44 - 46'  
Rough Terrain Scissor, 47' and Above

## Scrapers Pg 102-103

Up to 30 Cubic Yard Scraper  
31 - 40 Cubic Yard Scraper  
41 and Above Cubic Yard Scraper  
Up to 300 - 425 HP Scraper, Up to 24 Cubic Yard  
300 - 425 HP Scraper, 25 - 33 Cubic Yard  
425 - 600 HP and Above Scraper, 34 Cubic Yard and Above

## Screen Plants Pg 103

Screen Plants  
Tracked Screen Plants  
Rock Screen

## Sectional Barge with Spud Winches Pg 103

Sectional Barge with Spud Winches

# CONTENTS

## Sectional Spud Barge Pg 104

Sectional Spud Barge

Shredders Pg 104-105

Up to 60 Cubic Yard/Hour Drum Shredder

61 - 80 Cubic Yard/Hour Drum Shredder

81 - 100 Cubic Yard/Hour Drum Shredder

101 Cubic Yard/Hour and Above Drum Shredder

Up to 80 Cubic Yard / Hour Shredder / Garbage

81 Cubic Yard / Hour and Above Shredder / Garbage

Rock Crusher

## Sign Board Pg 105

Sign Board

## Skid Steers Pg 105-106

Up to 2,300 lbs Wheeled Skid Steer

2,301 - 3,000 lbs Wheeled Skid Steer

3,001 lbs and Above Wheeled Skid Steer

## Skid Steer Loader Attachments Pg 106-112

6-Way Blade Attachment

Angle Broom Attachment

Auger Bit Skid Steer Attachment

Breaker Attachment

Broom Skid Steer Attachment

Brush Grapple Attachment

Brush Mower Attachment

Cold Planer Skid Steer Attachment

Collector/Pickup Broom Attachment

Dozer Blade Skid Steer Attachment

Extra Auger Bit and Auger Extension Skid Steer Attachment

Forklift Skid Steer Attachment

Grapple Bucket Skid Steer Attachment

Harley Rake Skid Steer Attachment

High Weed Mower Skid Steer Attachment

Landscape Rake Attachment

Milling Skid Steer Attachment

Mulcher Skid Steer Attachment

Pallet Fork Skid Steer Attachment

Post Hole Auger Skid Steer Attachment

Power Rake Attachment

Skid Steer Attachment

# CONTENTS

Smooth Drum Roller Skid Steer Attachment  
Snow Blade Attachment  
Snow Pusher Skid Steer Attachment  
Snowblower Attachment  
Stump Grinder Attachment  
Tiller Attachment  
Trencher Attachment  
Auger Attachment

## Skid Steer Loaders/Compact Track Loaders Pg 112

Up to 2,300 lbs Compact Track Loader  
2,301 - 3,000 Compact Track Loader  
3,001 and Above lbs Compact Track Loader

## Soil Compactors Pg 113

Up to 200 - 300 HP Soil Compactor  
301 - 500 HP and Above Soil Compactor

## Straw Blowers Pg 113

Straw Blower

## Sweepers/Scrubbers Pg 113-114

Street Sweeper  
Transfer Sweeper  
Ride Scrubber  
Walk Scrubber  
Sweeper

## Tampers/Compactors Pg 114

Jumping Jack Compactor  
Reversible Plate Compactor

## Telehandlers and Telehandler Attachments Pg 115-118

Telehandler Bucket Attachment  
Telehandler Man Basket Attachment  
Telehandler Truss Boom Attachment  
Up to 6k Telehandler, Up to 42' Reach  
7 - 10k Telehandler, Up to 56' Reach  
11 - 12k Telehandler, Up to 56' Reach  
13 - 16k Telehandler, Up to 44' Reach  
11 - 13k Telehandler, 114 -127' Reach, Rotating Cab  
Telehandler, 11 - 13k, 127' and Above Reach, Rotating Cab

# CONTENTS

Telehandler, 11 - 13k, 44 - 58' Reach, Rotating Cab  
Telehandler, 11 - 13k, 58 - 84' Reach, Rotating Cab  
Telehandler, 11 - 13k, 98 - 114' Reach, Rotating Cab  
Telehandler, Up to 13k, Up to 44' Reach, Rotating Cab  
Telehandler, 13 - 18k, 77 - 98' Reach, Rotating Cab  
Telehandler, 13 - 18k, 98 - 150' and Above Reach, Rotating Cab  
Telehandler, 18k and Above, 80' and Above Reach, Rotating Cab

## Towers Pg 118

Up to 270 Ton Tower

## Track Loaders Pg 118

Up to 200 - 250 HP Track Loader

## Trailers Pg 119

Up to 500 Gallon Water Buffalo  
Pull Behind Dump Trailer  
Up to 53 ft Trailer  
Restroom Trailer

## Transformer Pg 119-120

1001 - 1500 kVa Transformer  
751 - 1000 kVa Transformer  
501 - 750 kVa Transformer  
1501 kVa and Above Transformer  
Up to 500 kVa Transformer

## Trenchers Pg 120

Walk Behind Trencher

## Trommel Screens Pg 121

201 Cubic Yard/Hour and Above Trommel Screen  
Up to 100 Cubic Yard/Hour Trommel Screen  
101 - 160 Cubic Yard/Hour Trommel Screen  
161 - 200 Cubic Yard/Hour Trommel Screen

## Vehicles Pg 121-122

Pick up Truck  
Box Truck  
Bus  
Flat Bed Truck

# CONTENTS

## Wash Plants Pg 122

Wash Plants

## Water Towers Pg 122

Up to 12,000 Gallon Water Towers

## Water Trucks Pg 123-124

Up to 3,000 Gallon Water Truck  
3,001 - 5,000 Gallon Water Truck  
Up to 4,000 Gallon Water Truck with Cannon  
5,001 - 6,000 Gallon Water Trucks  
6,001 - 7,000 Gallon Water Trucks  
7,001 - 8,000 Gallon Water Trucks  
8,001 - 9,000 Gallon Water Truck  
9,001 Gallon and Above Water Truck

## Water Wagon Pg 124

Up to 6,000 Gallon Water Wagon

## Welders Pg 124-125

Wire Feeder Pack  
AC/DC Large Area Light  
Up to 12,000 Wat, Up to 65 HP Welder

## Wheel Loaders and Wheel Loader Attachments Pg 125-127

Forks  
Grapple / Rake  
Snow Blade Attachment  
Broom Attachment  
Up to 2.5 Cubic Yard Wheel Loader  
2.6 - 3.5 Cubic Yard Wheel Loader  
3.6 - 5.0 Cubic Yard Wheel Loader  
5.1 - 7.0 Cubic Yard Wheel Loader  
7.1 and Above Cubic Yard Wheel Loader

Disc Harrow



Scraper Tractor



Up to 150 HP Ag Tractor



151 - 250 HP Ag Tractor



Ag Tractor with Boom Mower



Up to 5000 - 10,000 cfm Air Handler



10,001 - 25,000 cfm Air Handler



25,001 and Above cfm Air Handler



Air Burner



Air Compressor Hose



Air Compressor, Up to 4.5 CFM, Electric



All prices include .75% IFF. Monthly rentals are 28 days. Pictures are representative & do not represent or ensure actual rental unit. Makes and models will vary.

Air Compressor 4.6 - 17 CFM



Air Compressor 18 - 185 CFM



Air Compressor 186 - 375 CFM



Air Compressor 376 - 750 CFM



Air Compressor 751 - 850 CFM



Air Compressor 851 - 1400 CFM



Air Compressor, 1401 CFM and Above



Aluminum Work Boat, Up to 20'



Aluminum Work Boat, 21' and Above



26-35 Ton Articulated Truck



36 - 40 Ton Articulated Truck



41 Ton and Above Articulated Truck



Up to 25 Ton Articulated Truck



Asphalt Mill, Up to 24 - 40"



Asphalt Mill, 41" and Above



All prices include .75% IFF. Monthly rentals are 28 days. Pictures are representative & do not represent or ensure actual rental unit. Makes and models will vary.

Asphalt Paver



1 Man Auger



2 Man Auger



Trailerred Auger



Up to 75 HP Backhoe Loader



76 HP and Above Backhoe Loader



Bark Blower



Up to 45' Straight/Articulated Boom Lift



46 - 65' Straight/Articulated Boom Lift



66 - 85' Straight/Articulated Boom Lift



All prices include .75% IFF. Monthly rentals are 28 days. Pictures are representative & do not represent or ensure actual rental unit. Makes and models will vary.

86 - 125' Straight/Articulated Boom Lift



126 - 150' Straight/Articulated Boom Lift



151' and Above Straight/Articulated Boom Lift



Electric Articulated Boom Lift



Crawler Boom Lift (Atrium Boom Lift)



All prices include .75% IFF. Monthly rentals are 28 days. Pictures are representative & do not represent or ensure actual rental unit. Makes and models will vary.

Towable Boom Lift



Brooms Self-Propelled



Brush Chipper



4/0 and Above Cable Box



Up to 2/0 - 4/0 Cable Box



Gas Golf Cart



Electric Cart



UTV



Up to 15 Ton Air Cooled Chiller



16 - 25 Ton Air Cooled Chiller



26 - 40 Ton Air Cooled Chiller



41 - 60 Ton Air Cooled Chiller



61 - 80 Ton Air Cooled Chiller



81 - 100 Ton Air Cooled Chiller



101 - 125 Ton Air Cooled Chiller



126 - 155 Ton Air Cooled Chiller



156 - 170 Ton Air Cooled Chiller



171 - 200 Ton Air Cooled Chiller



201 - 250 Ton Air Cooled Chiller



251 Ton and Above Ton Air Cooled Chiller



Up to 300 - 400 Ton Air Cooled Chiller w/ Trailer



All prices include .75% IFF. Monthly rentals are 28 days. Pictures are representative & do not represent or ensure actual rental unit. Makes and models will vary.

401 - 500 Ton Air Cooled Chiller w/Trailer



501 Ton and Above Air Cooled Chiller w/Trailer



Up to 225 - 350 Ton Water Cooled Chiller



351 - 500 Ton Water Cooled Chiller



501 - 750 Ton Water Cooled Chiller



751 - 1000 Ton Water Cooled Chiller



1001 Ton and Above Water Cooled Chiller



Compressor Attachment



Concrete Buggies



Concrete Mixer



Concrete Screed



Concrete Bull Float/Mag Float



Concrete Hand Tools



Concrete Roller



Rebar Cutter Bender



Concrete Vibrator



Up to 2 - 6 Cubic Feet Mixer Concrete



7 - 9 Cubic Feet Mixer Concrete



10 Cubic Feet and Above Cubic Feet Mixer Concrete



Up to 2 - 3 Feet Power Trowel



4 - 5 Feet Power Trowel



6 Feet and Above Power Trowel



Mortar Mixer



Concrete Trowel



Cone Crusher



Tracked Screen Cone Crusher Plant



Storage Container



Stackable Conveyor



Slide-Stack Portable Conveyors



Trail Blazer Portable Conveyors



Portable Radial Stacker Conveyors



Power Stacker Conveyors



LP Tele Stacker Conveyors



Tele Stacker Conveyors



Crane Barge



Up to 18k Carry Deck Crane



19 - 30k Carry Deck Crane



31k and Above Carry Deck Crane



Up to 20 Ton Boomtruck



21 - 35 Ton Boomtruck



All prices include .75% IFF. Monthly rentals are 28 days. Pictures are representative & do not represent or ensure actual rental unit. Makes and models will vary.

36 Ton and Above Boomtruck



Up to 30 Ton Crane



31 - 50 Ton Crane



51 - 65 Ton Crane



66 - 75 Ton Crane



All prices include .75% IFF. Monthly rentals are 28 days. Pictures are representative & do not represent or ensure actual rental unit. Makes and models will vary.

76-80 Ton Crane



81 Ton and Above Crane



110 Ton and Above Lattice Boom Crane



Rough Terrain Crane, Up to 50 Ton



Rough Terrain Crane, 51 - 65 Ton



All prices include .75% IFF. Monthly rentals are 28 days. Pictures are representative & do not represent or ensure actual rental unit. Makes and models will vary.

Rough Terrain Crane, 66 - 75 Ton



Rough Terrain Crane, 76 - 90 Ton



Rough Terrain Crane, 91 - 100 Ton



Rough Terrain Crane, 101 - 110 Ton



Rough Terrain Crane, 111 Ton and Above



All prices include .75% IFF. Monthly rentals are 28 days. Pictures are representative & do not represent or ensure actual rental unit. Makes and models will vary.

Telescopic Crawler Crane, Up to 50 Ton



Telescopic Crawler Crane, 51 - 75 Ton



Telescopic Crawler Crane, 76 - 80 Ton



Telescopic Crawler Crane, 81 - 120 Ton



Telescopic Crawler Crane, 121 - 140 Ton



All prices include .75% IFF. Monthly rentals are 28 days. Pictures are representative & do not represent or ensure actual rental unit. Makes and models will vary.

Telescopic Crawler Crane, 141 Ton and Above



Tracked Welder Carrier, Up to 175 - 205 HP



200-250 HP Tracked Carrier/Dumper, Up to 15,000 - 22,000 lb Capacity



Tracked Welder Carrier, 205 HP and Above



200-250 HP Tracked Carrier/Dumper, Up to 22,000 - 30,000 lb Capacity



250 - 300 HP Tracked Carrier/Dumper,  
30,000 lb and Above Capacity



Tracked Dumper/Personnel Carriers



Up to 18k Tracked Carrier Straight Bed



19k - 28k Tracked Carrier Straight Bed



29k and Above Tracked Carrier Straight Bed



All prices include .75% IFF. Monthly rentals are 28 days. Pictures are representative & do not represent or ensure actual rental unit. Makes and models will vary.

Up to 28k Tracked Carrier Rotating Bed



Crawler Crane, Up to 80 Ton



Crawler Crane, 81 - 110 Ton



Crawler Crane 111 Ton and Above

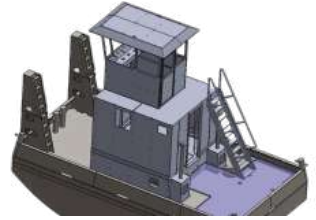


Up to 300 HP Truckable Tug



All prices include .75% IFF. Monthly rentals are 28 days. Pictures are representative & do not represent or ensure actual rental unit. Makes and models will vary.

Up to 300 HP Truckable Tug with Raised Pilot House



Up to 42 ft. 600 HP Aluminum Crew Boat




Up to 50 ft. 600 HP Work Boat with Push Knees



Up to 800 HP, 56 ft. Tug Boat



Up to 50 ft. 1200 HP Push Boat



Hammer Mill Remote Controlled



Material Crusher Remote Controlled



Deck Barge 120' x 30'



Up to 20 Ton DX (Direct Exchange Refrigerant)  
Vertical Tent Unit



21 - 25 Ton DX (Direct Exchange Refrigerant)  
Vertical Tent Unit



26 - 35 Ton DX/Voyager (Direct Exchange Refrigerant) Unit



36 - 50 Ton DX/Voyager (Direct Exchange Refrigerant) Unit



51 Ton and Above DX/Voyager (Direct Exchange Refrigerant) Unit



Hand Truck - Two-Wheel



Stair Stepper Hand Truck



All prices include .75% IFF. Monthly rentals are 28 days. Pictures are representative & do not represent or ensure actual rental unit. Makes and models will vary.

Up to 75 HP Dozer



76 - 100 HP Dozer



101 - 150 HP Dozer



151 - 175 HP Dozer



176 - 250 HP Dozer



All prices include .75% IFF. Monthly rentals are 28 days. Pictures are representative & do not represent or ensure actual rental unit. Makes and models will vary.

251 - 400 HP Dozer



401 - 800 HP Dozer



801 HP and Above Dozer



Grade Control Laser



Dozer Attachment



All prices include .75% IFF. Monthly rentals are 28 days. Pictures are representative & do not represent or ensure actual rental unit. Makes and models will vary.

Up to 16 Yd Dump Truck On Road



Extra Bucket Excavator Attachment



Compactor Excavator Attachment



Rotating Grapple Excavator Attachment



Mulching Head Excavator Attachment



All prices include .75% IFF. Monthly rentals are 28 days. Pictures are representative & do not represent or ensure actual rental unit. Makes and models will vary.

Mini Breaker Excavator Attachment



Ripper Shank Excavator Attachment



Breaker/Hammer Excavator Attachment



Hoe Pac Excavator Attachment



Forestry Excavator Attachment



Extra Mini Excavator Bucket



Up to 50k lbs Excavator with Hammer



51 - 90k lbs Excavator with Hammer



91k lbs and Above Excavator with Hammer



Up to 45k lbs Excavator with Thumb



All prices include .75% IFF. Monthly rentals are 28 days. Pictures are representative & do not represent or ensure actual rental unit. Makes and models will vary.

46 - 70k lbs Excavator with Thumb



71 - 85k lbs Excavator with Thumb



86 - 95k lbs Excavator with Thumb



96k lbs and Above Excavator with Thumb



Up to 3.5k lbs Mini Excavator



All prices include .75% IFF. Monthly rentals are 28 days. Pictures are representative & do not represent or ensure actual rental unit. Makes and models will vary.

3.6k - 9k lbs Mini Excavator



9.1 - 12k lbs Mini Excavator



12.1 - 20k lbs Mini Excavator



20.1 - 50k lbs Excavator



51 - 85k lbs Excavator



All prices include .75% IFF. Monthly rentals are 28 days. Pictures are representative & do not represent or ensure actual rental unit. Makes and models will vary.

86k lbs and Above Excavator



4,000 Gallon and Above Fast Response Trucks




Skid Mounted Feeder



Feed Hopper



Truck Unloader Feeder



All prices include .75% IFF. Monthly rentals are 28 days. Pictures are representative & do not represent or ensure actual rental unit. Makes and models will vary.

Portable Feeder



13 - 20" Flex Duct



Up to 12" Flex Duct



21" and Above Flex Duct



Extra Propane Tank



All prices include .75% IFF. Monthly rentals are 28 days. Pictures are representative & do not represent or ensure actual rental unit. Makes and models will vary.

Pallet Jack



Up to 5k Dual Fuel Warehouse Forklift



Up to 5k Diesel Forklift



Up to 5k Electric Forklift



5.1 - 10k Dual Fuel Warehouse Forklift



5.1 - 10k Diesel Forklift



5.1 and Above Electric Forklift



10.1 - 12k Dual Fuel Warehouse Forklift



10.1 - 12k Diesel Forklift



12.1 - 16k Dual Fuel Warehouse Forklift



12.1 - 16k Diesel Forklift



16.1 - 20k Dual Fuel Warehouse Forklift



16.1 - 20k Diesel Forklift



20.1k and Above Dual Fuel Warehouse Forklift



20.1k and Above Diesel Forklift



All prices include .75% IFF. Monthly rentals are 28 days. Pictures are representative & do not represent or ensure actual rental unit. Makes and models will vary.

Stock Picker



Rough Terrain Forklift



Frack Tank



Up to 2800 Gallon Fuel Truck



2801 Gallon and Above Fuel Truck



Fuel Lube Truck



Generator Attachments



Inverter Generator



Up to 40kW Generator - Unlimited Run



41 - 60 kW Generator - Unlimited Run



All prices include .75% IFF. Monthly rentals are 28 days. Pictures are representative & do not represent or ensure actual rental unit. Makes and models will vary.

61 - 100 kW Generator - Unlimited Run



101 - 150 kW Generator - Unlimited Run



151 - 250 kW Generator - Unlimited Run



251 - 500 kW Generator - Unlimited Run



501 - 1000 kW Generator - Unlimited Run



All prices include .75% IFF. Monthly rentals are 28 days. Pictures are representative & do not represent or ensure actual rental unit. Makes and models will vary.

1001 and Above kW Generator - Unlimited Run



Hand Tools



Heater 100,000 - 150,000 BTU



Heater 150,001 - 500,000 BTU



Heater Above 500,001 BTU



High Speed Compactors, Up to 460 HP



All prices include .75% IFF. Monthly rentals are 28 days. Pictures are representative & do not represent or ensure actual rental unit. Makes and models will vary.

High Speed Compactors, 461 HP and Above



10 - 15k Hydraulic Amphibious Marsh Undercarriage with Standard Reach Upper



16 - 30k Hydraulic Amphibious Marsh Undercarriage with Standard Reach Upper



31 - 40k Hydraulic Amphibious Marsh Undercarriage with Standard Reach Upper with Drum Grinder



41 - 45k Hydraulic Amphibious Marsh Undercarriage with Standard Reach Upper



Up to 45 - 70k Hydraulic Amphibious Marsh Undercarriage with Long Reach Upper



46 - 70k Hydraulic Amphibious Marsh Undercarriage with Standard Reach Upper



71k and Above Hydraulic Amphibious Marsh Undercarriage with Long Reach Upper



71k and Above Hydraulic Amphibious Marsh Undercarriage with Standard Reach Upper



Hydroseeder



Impact Crusher



Close-Circuit Tracked Impact Crusher Plant



Tracked Impact Crusher Plant



Air Jackhammer



Transmission Jack Automobile



Jaw Crusher



Tracked Jaw Crusher



Balloon Light Tower



Light Tower



Up to 45 - 75k lbs Long Reach Excavator,  
50 - 60' Boom



76k lbs and Above Long Reach Excavator,  
50 - 60' Boom



100 HP and Above Marsh Runner, MR200



100 HP and Above Marsh Runner, MR200  
with Bush Hog



100 HP and Above Marsh Runner, MR200  
with Fuel Transfer



All prices include .75% IFF. Monthly rentals are 28 days. Pictures are representative & do not represent or ensure actual rental unit. Makes and models will vary.

100 HP and Above Marsh Runner,  
MR200, Additional Passenger



Material Handler Attachment



Material Handler, Up to 80k lbs



Material Handler, 81 - 100k lbs



Material Handler, 101 - 150k lbs



All prices include .75% IFF. Monthly rentals are 28 days. Pictures are representative & do not represent or ensure actual rental unit. Makes and models will vary.

Material Handler, 151k lbs and Above



Material Transfer Vehicle, Paving,  
Up to 200 HP



Material Transfer Vehicle,  
Paving, 201 - 280 HP and Above



Cold Planar Milling Machine, Up to 20"  
Milling Width



Cold Planar Milling Machine, 21 - 30"  
Milling Width



All prices include .75% IFF. Monthly rentals are 28 days. Pictures are representative & do not represent or ensure actual rental unit. Makes and models will vary.

Cold Planar Milling Machine, 31 - 40"  
Milling Width



Cold Planar Milling Machine, 41 - 50"  
Milling Width



Cold Planar Milling Machine, 51 - 60"  
Milling Width



Cold Planar Milling Machine, 61" and  
Above Milling Width



Asphalt Milling Machine



Compact Mini Skid Steer



Up to 12' Motor Grader



13' and Above Motor Grader



Up to 40' Portable Office Trailer



Office Container Combo



Portable Toilet



90 Degree Elbow Pump Attachment



Suction Hose, Crimped, Pump Attachment



Layflat Hose Pump Attachment



Up to 2.5 - 4" Diameter Hose Kit contains 200 Total Feet



6 - 8" Diameter Hose Kit contains  
200 Total Feet



Up to 4" Dia Hose Kit for Vertical/Suction Apps  
96 ft Total



10" and Above Diameter Hose Kit contains  
200 Total Feet



8 - 10" Diameter Hose Kit contains 400 Total Feet



4 - 6" Diameter Hose Kit contains 200 Total Feet



Open Style Trash Pump



Up to 3" Discharge Pump



Up to 2" Diaphragm Pump



Up to 2 - 3" Hose



3 - 4" Hose



4 - 6" Hose



6" and Above Hose



Up to 2" Electric Submersible Pump



Up to 2" Submersible Pump



Up to 2 - 3" Trash Pump



All prices include .75% IFF. Monthly rentals are 28 days. Pictures are representative & do not represent or ensure actual rental unit. Makes and models will vary.

3 - 4" Trash Pump



4 - 6" Trash Pump



6" and Above Trash Pump



Up to 6 - 8" Ditch Pump



8" and Above Ditch Pump



100 - 125 HP Pump



125 HP and Above Pump



25/30 - 40/50 HP Pump



40/50 - 60 HP Pump



60 - 100 HP Pump



All prices include .75% IFF. Monthly rentals are 28 days. Pictures are representative & do not represent or ensure actual rental unit. Makes and models will vary.

7.5/10 - 15/20 HP Pump



15/20 - 25/30 HP Pump



Up to 3/5 - 7.5/10 HP Pump



Sound Enclosure Trash Pump



Demolition Hammers, Up to 500 - 750 Ft-Lb Class



Demolition Hammers, 751 - 1,000 Ft-Lb Class



Demolition Hammers, 1,001 - 1,250 Ft-Lb Class



Demolition Hammers, 1,251 - 2,250 Ft-Lb Class



Demolition Hammers, 2,251 - 5,250 Ft-Lb Class



Demolition Hammers, 5,251 - 8,250 Ft-Lb Class



All prices include .75% IFF. Monthly rentals are 28 days. Pictures are representative & do not represent or ensure actual rental unit. Makes and models will vary.

Demolition Hammers, 8,251 - 11,251 Ft-Lb Class



Demolition Hammers, 11,251 Ft-Lb and Above Class



Ramp Barge



Asphalt Recycler/Stabilizer, Up to 70-80" Rotor Width



Asphalt Recycler/Stabilizer, Up to 81 - 90" Rotor Width



Asphalt Recycler/Stabilizer, 91 - 101"  
Rotor Width



Asphalt Recycler/Stabilizer, 101" and  
Above Rotor Width



Rip Rap Plant



Portable Plug Mill



Up to 39" Single Drum Roller (Padfoot/Smooth)



40 - 66" Single Drum Roller (Padfoot/Smooth)



67" and Above Single Drum Roller (Padfoot/Smooth)



Up to 39" Double Drum Roller



40 - 66" Double Drum Roller



67" and Above Double Drum Roller



Remote Control Trench Roller



All prices include .75% IFF. Monthly rentals are 28 days. Pictures are representative & do not represent or ensure actual rental unit. Makes and models will vary.

Plate Compactor/Reversible



Pneumatic Roller



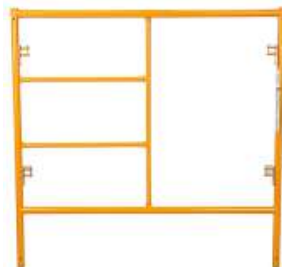
Trash Compactor



Sand Blaster



Scaffold



Up to 20' Scissor Lift



21 - 35' Scissor Lift



36 - 45' Scissor Lift



46 - 55' Scissor Lift



56' and Above Scissor Lift



All prices include .75% IFF. Monthly rentals are 28 days. Pictures are representative & do not represent or ensure actual rental unit. Makes and models will vary.

Up to 19' Electric Scissor Lift



20 - 25' Electric Scissor Lift



26 - 32' Electric Scissor Lift



33 - 40' Electric Scissor Lift



41' and Above Electric Scissor Lift



All prices include .75% IFF. Monthly rentals are 28 days. Pictures are representative & do not represent or ensure actual rental unit. Makes and models will vary.

Rough Terrain Scissor, Up to 32'



Rough Terrain Scissor, 33 - 39'



Rough Terrain Scissor, 40 - 43'



Rough Terrain Scissor, 44 - 46'



Rough Terrain Scissor, 47' and Above



All prices include .75% IFF. Monthly rentals are 28 days. Pictures are representative & do not represent or ensure actual rental unit. Makes and models will vary.

Up to 30 Cubic Yard Scraper



31 - 40 Cubic Yard Scraper



41 and Above Cubic Yard Scraper



Up to 300 - 425 HP Scraper, Up to 24 Cubic Yard



300 - 425 HP Scraper, 25 - 33 Cubic Yard



425 - 600 HP and Above Scraper,  
34 Cubic Yard and Above



Screen Plants



Tracked Screen Plants



Rock Screen



Sectional Barge with Spud Winches



All prices include .75% IFF. Monthly rentals are 28 days. Pictures are representative & do not represent or ensure actual rental unit. Makes and models will vary.

Sectional Spud Barge



Up to 60 Cubic Yard/Hour Drum Shredder



61 - 80 Cubic Yard/Hour Drum Shredder



81 - 100 Cubic Yard/Hour Drum Shredder



101 Cubic Yard/Hour and Above Drum Shredder



Up to 80 Cubic Yard / Hour Shredder / Garbage



81 Cubic Yard / Hour and Above Shredder / Garbage



Rock Crusher



Sign Board



Up to 2,300 lbs Wheeled Skid Steer



All prices include .75% IFF. Monthly rentals are 28 days. Pictures are representative & do not represent or ensure actual rental unit. Makes and models will vary.

2,301 - 3,000 lbs Wheeled Skid Steer



3,001 lbs and Above Wheeled Skid Steer



6-Way Blade Attachment



Angle Broom Attachment



Auger Bit Skid Steer Attachment



All prices include .75% IFF. Monthly rentals are 28 days. Pictures are representative & do not represent or ensure actual rental unit. Makes and models will vary.

Breaker Attachment



Broom Skid Steer Attachment



Brush Grapple Attachment



Brush Mower Attachment



Cold Planer Skid Steer Attachment



Collector/Pickup Broom Attachment



Dozer Blade Skid Steer Attachment



Extra Auger Bit and Auger Extension Skid Steer Attachment



Forklift Skid Steer Attachment



Grapple Bucket Skid Steer Attachment



Harley Rake Skid Steer Attachment



High Weed Mower Skid Steer Attachment



Landscape Rake Attachment



Milling Skid Steer Attachment



Mulcher Skid Steer Attachment



Pallet Fork Skid Steer Attachment



Post Hole Auger Skid Steer Attachment



Power Rake Attachment



Skid Steer Attachment



Smooth Drum Roller Skid Steer Attachment



Snow Blade Attachment



Snow Pusher Skid Steer Attachment



Snowblower Attachment



Stump Grinder Attachment



Tiller Attachment



Trencher Attachment



Auger Attachment



Up to 2,300 lbs Compact Track Loader



2,301 - 3,000 lbs Compact Track Loader



3,001 and Above lbs Compact Track Loader



Up to 200 - 300 HP Soil Compactor



301 - 500 HP and Above Soil Compactor



Straw Blower



Street Sweeper



Transfer Sweeper



Ride Scrubber



Walk Scrubber



Sweeper



Jumping Jack Compactor



Reversible Plate Compactor



Telehandler Bucket Attachment



Telehandler Man Basket Attachment



Telehandler Truss Boom Attachment



Up to 6k Telehandler, Up to 42' Reach



7 - 10k Telehandler, Up to 56' Reach



11 - 12k Telehandler, Up to 56' Reach



13 - 16k Telehandler, Up to 44' Reach



Telehandler, 11 - 13k, 114 - 127' Reach,  
Rotating Cab



Telehandler, 11 - 13k, 127' and Above  
Reach, Rotating Cab



Telehandler, 11 - 13k, 44 - 58' Reach, Rotating Cab



Telehandler, 11 - 13k, 58 - 84' Reach, Rotating Cab



Telehandler, 11 - 13k, 84 - 98' Reach, Rotating Cab



Telehandler, 11 - 13k, 98 - 114' Reach, Rotating Cab



Telehandler, Up to 11 - 13k, Up to 44' Reach, Rotating Cab



Telehandler, 13 - 18k, 77 - 98' Reach, Rotating Cab



Telehandler, 13 - 18k, 98 - 150' and Above Reach, Rotating Cab



Telehandler, 13 - 18k, Up to 77' Reach, Rotating Cab



Telehandler, 18k and Above, 80' and Above Reach, Rotating Cab



Up to 270 Ton Tower



Up to 200 - 250 HP Track Loader



All prices include .75% IFF. Monthly rentals are 28 days. Pictures are representative & do not represent or ensure actual rental unit. Makes and models will vary.

Up to 500 Gallon Water Buffalo



Pull Behind Dump Trailer



Up to 53 ft Trailer



Restroom Trailer



1001 - 1500 kVa Transformer



751 - 1000 kVa Transformer



501 - 750 kVa Transformer



1501 kVa and Above Transformer



Up to 500 kVa Transformer



Walk Behind Trencher



201 Cubic Yard/Hour and Above Trommel Screen



Up to 100 Cubic Yard/Hour Trommel Screen



101 - 160 Cubic Yard/Hour Trommel Screen



161 - 200 Cubic Yard/Hour Trommel Screen



Pick up Truck



All prices include .75% IFF. Monthly rentals are 28 days. Pictures are representative & do not represent or ensure actual rental unit. Makes and models will vary.

Box Truck



Bus



Flat Bed Truck



Wash Plants



Up to 12,000 Gallon Water Towers



Up to 3,000 Gallon Water Truck



3,001 - 5,000 Gallon Water Truck



Up to 4,000 Gallon Water Truck with Cannon



5,001 - 6,000 Gallon Water Trucks



6,001 - 7,000 Gallon Water Trucks



All prices include .75% IFF. Monthly rentals are 28 days. Pictures are representative & do not represent or ensure actual rental unit. Makes and models will vary.

7,001 - 8,000 Gallon Water Trucks



8,001 - 9,000 Gallon Water Truck



9,001 Gallon and Above Water Truck



Up to 6,000 Gallon Water Wagon



Wire Feeder Pack



All prices include .75% IFF. Monthly rentals are 28 days. Pictures are representative & do not represent or ensure actual rental unit. Makes and models will vary.

AC/DC Large Area Light



Up to 12,000 Watt, Up to 65 HP Welder



Forks



Grapple / Rake



Snow Blade Attachment



Broom Attachment



Up to 2.5 Cubic Yard Wheel Loader



2.6 - 3.5 Cubic Yard Wheel Loader



3.6 - 5.0 Cubic Yard Wheel Loader



5.1 - 7.0 Cubic Yard Wheel Loader



All prices include .75% IFF. Monthly rentals are 28 days. Pictures are representative & do not represent or ensure actual rental unit. Makes and models will vary.

## 7.1 and Above Cubic Yard Wheel Loader





KEEPING GOVERNMENT PURCHASING

# SIMPLE



CAGE CODE: 3VCK4 UFI: TK67EL9NPM09



### NAICS AND FSC CODES WE SUPPORT WITH

#### SALES, LEASE, & RENTALS

333111	333112	333120	444120
333131	333132	333415	485999
336212	336312	423440	532120
423810	423820	423830	532310
333613	333911	333912	532412
333924	333991	225312	532490

These codes reflect our most popularly requested items, but do not represent our entire market. Please check our SAM Record for a complete list.

### FEDERAL SUPPLY CLASSIFICATIONS

2330	2340	2410	2420
2430	2815	3720	3805
3810	3815	3825	3830
3895	3920	3930	3950
4310	4320	4330	4540



**FEDERAL  
CONTRACTS  
COMPANY**

KEEPING GOVERNMENT PURCHASING  
**SIMPLE**

**DUNS: 094261935**

**CAGE Code: 3VCK4**

**UEI: TK67EL9NPM09**



## Our Past Performances Speak For Themselves:

**Army - Schofield Barracks  
Contract: W912CN22F0701**

**Award Date: 9/11/2022**

**Completion Date: 9/26/2023**

**Contract Type: FFP**

**Item Provided: (4) Caterpillar 450 Backhoe  
Loader Reference: Melena Faxon,  
808-787-8823**

**NPS - George Washington Memorial  
Parkway Contract: 140D0422F0863**

**Award Date: 9/15/2022**

**Completion Date: 5/11/2023**

**Contract Dollar Value: \$575,030.00**

**Contract Type: FFP**

**Item Provided: (1) Gradall Excavator  
Reference: Stephen Dennis, 571-370-5702**

**FBI - Multiple Locations**

**Contract: 15F06720A0001830**

**Contract Dollar Value:**

**\$1,000,000.00 Item Provided:**

**Polaris UTVs Contract Type: BPA**

**Reference: Lisa Henry,**

**540-368-8214**

**FWS - Mississippi Sandhill Crane NWR**

**Contract: 140FS323F0080**

**Award Date: 5/1/2023**

**Completion Date: 12/22/2023**

**Contract Dollar Value: \$605,289.81**

**Item Provided: (1) Fecon FTX300 Mulching**

**Tractor Contract Type: FFP**

**Reference: Stephanie Long, 404-679-4059**

**Marines - Albany**

**Contract: SPE8EC-23-F-0762**

**Award Date: 9/5/2023**

**Completion Date: 12/11/2023**

**Contract Dollar Value: \$455,780.00**

**Item Provided: (20) GEM Utility Vehicle**

**Contract Type: FFP**

**Reference: Zachary Haller, 229-639-5638**

**Army Corps of Engineers—Jacksonville**

**District Contract: W912EP19A0009**

**Item Provided: Heavy Equipment Rental**

**BPA Contract Type: Five Year BPA**

**Reference: Shawn Huebner, 386-328-2737**

## -CONTRACTS- DLA Contracts

**-Agricultural Equip.-  
SPE8EC-20-D-0060  
SPE8EC-2D-D-0070**

**-Material Handling-  
SPE8EC-23-D-0013  
-Portable Power-  
SPE8EC-24-D-0036**

## BPA CONTRACTS

**USDA: #AG-04KK-B-14-0004**

**NCA: 36C78620A0011**

**CBP: 70B01C22F00000814**



## GSA Contract

**#GS-03F-113DA**

**GSA Advantage!™**

## Heavy Equipment Sales and Rentals Nationwide

- Lightning-fast service and tech support
- We respond nationally in emergency situations
- Customized solutions to meet your needs Up-to-date
- library of machine configurations High-end
- manufacturers that give you the best return on
- investment

**(813) 631-0000**

**sales@federalcontractscorp.com**

**www.federalcontractscorp.com**